



2024 COACHES & MANAGERS INFORMATION SESSION

UNDER 8- Under 12

THIS SESSION

PURPOSE

- ▶ To provide an overview of Marrickville Football Club (MFC)
- ▶ Support team coaches and managers

APPROACH

- ▶ Information Session and Q&A



1.1 MFC VISION & CULTURE

- ▶ Community based, NFP values driven & volunteer enabled grassroots sports Club
- ▶ Providing a friendly environment that fosters enjoyment, skill development, creating friendships, and inspiring a team spirit for all ages and levels of ability
- ▶ All teams participate under Football Canterbury (Association) competition

1.2 CODE OF CONDUCT

- ▶ MFC has a constitutional obligation to provide a safe and friendly environment for the delivery of football services
- ▶ MFC's expectation on all MFC members - coaches, managers, players and parents - is they will treat each other, supporters and opposition participants with respect, grace and courtesy
- ▶ [Policies - Marrickville FC](#)
- ▶ You will find Code of Conduct, Child Safety Policy, Child Safety Code of Conduct, Member Protection Policy, Privacy Policy

1.3 BREACHES TO CODE OF CONDUCT & DISCIPLINARY REVIEWS

- ▶ Each Club member has the responsibility to uphold MFC's vision and Code of Conduct
- ▶ MFC expects Coaches and Managers to proactively support the Club's rules and decisions
- ▶ All **MFC Code of Conduct** concerns are asked to be raised email info@marrickvillefc.org.au
- ▶ ANY action, in the view of the Club, that threatens a safe environment is a breach of MFC's Code of Conduct and will be subject to disciplinary review
- ▶ MFC's Disciplinary Review Committee will review each reported incident and, in line with the reported facts, provide a determination
- ▶ Any other Club's behaviour concerns email directly georgie@marrickvillefc.org.au

1.4 REGISTRATION & NSW WORKING WITH CHILDREN CHECK (WWCC)

- ▶ You must register with DRIBL as a coach or manager via [DRIBL Registration](#)
- ▶ You will be asked to provide your WWCC number
- ▶ At MFC, all coaches and managers **MUST** have a WWCC
- If you don't have a WWCC number, you start the process by going to [Apply for a Working with Children Check | Service NSW](#)
- Senior Teams can select Senior team Coach or Manager and you will not be asked for a WWCC
- ▶ Online Courses 2024
[eLearning | Office of the Children's Guardian \(nsw.gov.au\)](#)
- Coaches and Managers are to complete the Child Safe Sport Module 1 course. Certificate upon completion to be emailed to georgie@marrickvillefc.org.au
- In 2025 Coaches and Managers will need to complete the course prior to registration being accepted.

2.1 TRAINING

- ▶ If you have not booked your training yet, go to [Book training - Marrickville FC](#)
- ▶ Teams are only allowed to train at Mackey, Steel Parks or Tempe Reserve. Player registration insurance DOES NOT cover training at other fields.
- ▶ Coaches' training kits (balls, cones, bibs) can be collected from Mackey Park Clubhouse on Tuesdays and Thursdays (if you haven't already collected them).



2.2 DRIBL- DRAW

- ▶ DRIBL is the Competition Management System used by the Football Canterbury

All games can be found on the DRIBL website or app



- ▶ The draw can be accessed at <https://cdsfa.dribl.com/>
- ▶ Remember to check the draw on Friday evening as games may change



The screenshot shows the website for the Canterbury & District Soccer Football Association. The header includes the association's name and a navigation menu with links for Home, Fixtures, Results, Ladders, and Clubs. A banner image features a soccer player from behind, holding a ball. Below the banner, there are buttons for 'View fixtures', 'View Results', and 'View Ladders'. The main content area is titled 'Fixtures' and shows a dropdown menu for 'Winter 2020'. Below this, there are filter options for 'Home and Away', 'BBC 01 Male', 'Round 1', and 'Marrickville', along with a 'Reset filters' button. The date '4th Jul 2020' is displayed, and a single fixture is listed: Strathfield vs Marrickville at 16:30 at Strathfield Park - Field 2, with BBC 01 Male as the broadcast channel and R1 as the radio channel. The fixture status is 'Pending'.

2.3 DRIBL -MATCH SHEETS & SCORES

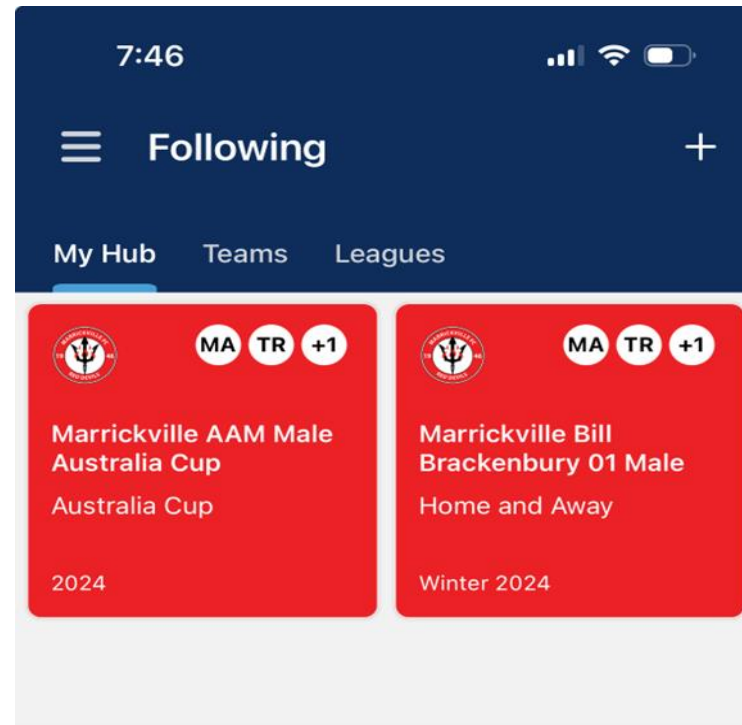
- ▶ Team Managers (known as Team Recorders and Reporters) will be able to access their matches and enter results through the DRIBL app.
- ▶ They will be able to access their match sheets and player ID cards.




Before the game...

STEPS:

1. Coaches and Managers must be registered in DRIBL
2. Download the app. If you have the app, make sure you have done the current update.
3. Login to DRIBL by going to either the app or the web application (laptop/desktop/tablet)
4. In the app, click on following and you should see My Hub with your team

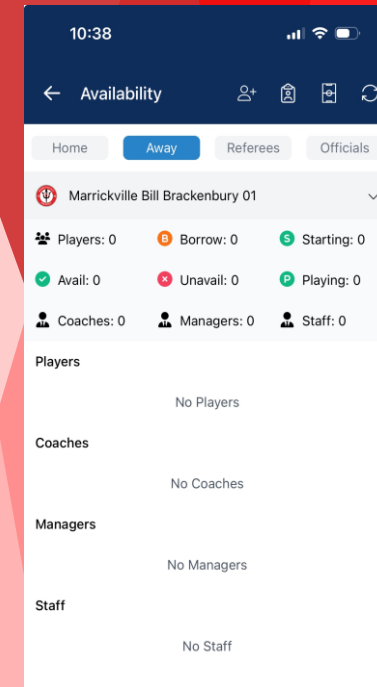
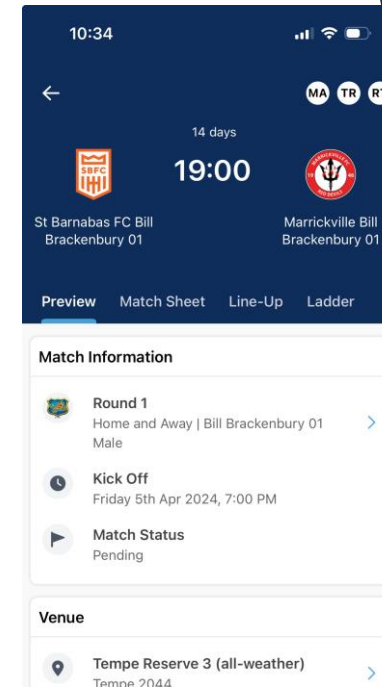


Before the game (continued)...

6. Select Match tab
7. Select desired match, click on match sheet
8. Select Home or Away Team. Review your players, select who is playing and update jersey numbers
9. If you are borrowing players, you click on the  button and start searching (first name) for the players to be added
Only available (age group, division & suspensions) will be displayed

Once all completed, SUBMIT your team by pressing the submit button

10. Make sure you have selected coach and manager on the match sheet.



At the Ground...

1. Perform a final review of your team
2. Perform a review of the opposition
3. View opposition ID Cards by clicking on the player and select the menu option VIEW PLAYER CARDS
4. Flick through the player cards to review all cards
5. CONFIRM the opposition team by pressing the match sheet menu and selecting CONFIRM option.
6. Match Sheet must be submitted at least 5 minutes prior to kick off.

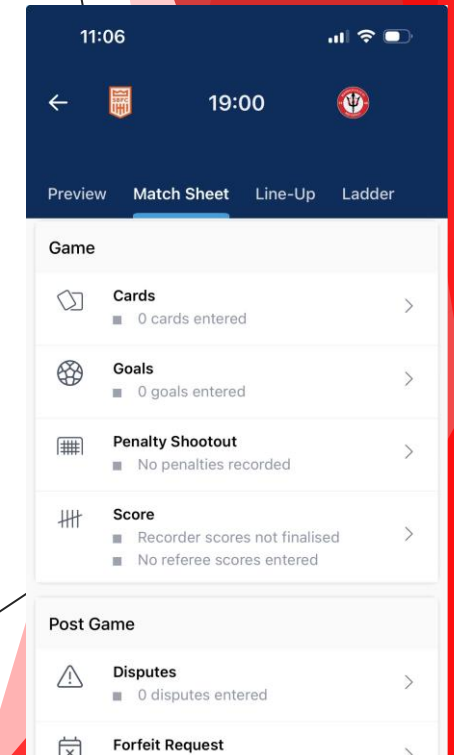
At completion of the match...

1. The Manager enters the match sheet and reviews:
 - i) Remove any players that didn't play
 - ii) Check the score entered by Referee
 - iii) check any yellow and red cards entered
2. To enter the score, scroll down to Game section and click on Score
3. Enter Scores- double check the score is correct
4. Press Save
5. Results must be recorded immediately after the game.

▶ 2.4 Changes to Dribl for Season 2024

FORFEITS

- ▶ Raising a forfeit for a game is still allowed. However, please ensure that the forfeit is made by the deadline set by Football Canterbury.
- ▶ **The time frame will be set at 48-hours prior to the scheduled kick-off time meaning to avoid incurring a forfeit fee, a forfeit is to be lodged more than 48-hours prior to kick off for any Association fixture.**
- ▶ e.g. to avoid incurring the fee for a 1pm game on Saturday you will need to lodge the forfeit prior to 1pm Thursday; for a 10am Sunday game the forfeit would need to be lodged prior to 10am Friday.
- ▶ Should you breach the deadline, the forfeiting club will incur the full payment amount required to pay the assigned referees.



ID Cards for players will be electronically through the DRIBL app
Coaches and Managers will still have a physical ID Card.
If you are not accredited, your ID card will have VOLUNTEER not COACH.

All players **MUST** have an ID card to play
NO ID CARD = NO PLAY

Player Photos- if the photo doesn't pass as a passport type photo, the player will not be available to play.

ALTERNATE (BLACK) PLAYER UNIFORM

When you are the home team and you are playing another red shirt team (e.g. another MFC side, Punchbowl, etc.) you need to collect and wear the black alternate shirt

The alternate shirts are to be collected Tuesday - Thursday from 5:30 p.m. from the Club house

The alternate shirts are to be returned laundered (COLD wash only) for the next team to use on Tuesday after your game.

DO NOT COME ON MATCH DAY TO COLLECT BLACK AWAY JERSEYS.

2.4 Player Eligibility

Maximum players to play a game:

Under 8 & 9 = 11 players (7 + 4)

Under 10 -12 = 13 players (9 + 4)

Minimum players to play a game: 5 players of the original team.

Number of players that can be borrowed:

Under 8 & 9 - 2 players

Under 10 -12 - 3 players

Borrowing of players:

Under 8 to 12 teams can borrow up to two ages younger in same division or below.

You cannot borrow from teams in the same division/competition as your team eg: Under 8 Div 4A cannot borrow from Under 8 Div 4B.

Rule 5.2.2:

There is a maximum number of players that may be brought up into a higher graded or different age group team for any given match.

Throughout the season each player can be borrowed 4 times. Once you borrow a player for the 5th time, they return to their team and cant be borrowed again.

It is the responsibility of the team / club / individual player - NOT the absolute responsibility of the Match Official.

For Rules of the Association go to

<https://www.footballcanterbury.com.au/resources/>

INELIGIBLE PLAYERS - PENALTIES 5.4.1

Any team that fields a player who:

- ▶ is unregistered, or
- ▶ needs a permit to play and has not obtained such permit, or
- ▶ is not registered in that team in accordance with the Football Canterbury Constitution and Rules, or
- ▶ is registered with another Association or soccer organization without Board permission, or
- ▶ is under suspension,

is NOT eligible to play in that team according to any rule of the Association.

Penalties - For each match that the person has played in:

- ▶ deemed to have lost each match, and
- ▶ forfeit three competition points (even though the team may not have earned any points in the match played), and
- ▶ be fined an additional registration fee, and
- ▶ be dealt with additionally as the Board deems fit.

Rule 1.5 SMALL SIDED FOOTBALL

- ▶ 1.5.1 Teams in age groups under 6, 7, 8, 9, 10, 11 and 12 shall play in Small Sided Football formats in broad accordance with Football Australia guidelines. Age Groups under 6, 7, 8, 9, 10, 11 and 12 shall be non-premiership.
- ▶ 1.5.3 Coaches are not allowed on the field of play unless they are performing the role of referee or game leader for the match in progress.
- ▶ 1.5.4 Players may be interchanged at any time. Play need not have been stopped for an interchange to take place. The referee/game leader need not be advised when an interchange is taking place, however a player must leave the field before his/her interchange player can take the field.
- ▶ 1.5.5 No coaching will be allowed from the sideline, except by the team's registered coach, and then only if encouragement and information is given in a restrained manner.
- ▶ 1.5.7 Coaches should not deliberately place players in an off-side position and especially not place players near the opposition goal in an off-side position.

2.8 TECHNICAL AREA

- ▶ Maximum of TWO **team officials** are allowed in the technical area
- ▶ Both team officials must display a current ID card and be wearing (stylish **yellow**) Hi-Viz vest
- ▶ Only players actually participating in a game are permitted in the technical area
- ▶ Each team is to also provide a **Ground Official** at all games wearing a (more stylish **orange**) Hi-Viz vest and to be situated in the Spectator Area

Vest collection (if required) can be performed when the email to collect coach/manager ID cards is received

NOT PERMITTED:

- ▶ Non-playing members of the team e.g. injured, excess squad
- ▶ Additional Team Officials above the max. 2
- ▶ Player's or Team Official's children, partners, friends



3.0 Competition

- ▶ No games on Kings Birthday and middle weekend of July School Holidays.
- ▶ We are playing through the April School Holidays.
- ▶ Game Leaders will be provided by the Home clubs. You do not need to pay the Game Leaders.
- ▶ If no Game Leader is provided, both teams are to agree 1 person who will officiate the whole game i.e. first & second halves
- ▶ There is a NO TOLERANCE RULE to swearing during a game
- ▶ There is a minimum 5 match ban for swearing to the referee
- ▶ MFC will also impose a 2 week community service

3.2 COACHING MATERIAL & COURSES

Football has one of the lowest rates of accredited coaches

Coaching Courses can be found at www.footballcanterbury.com.au/events/

3.3 COMMUNICATION



Every team is expected to set up your team on TeamLinkt. The Club will set up groups in TeamLinkt for coaches and managers so we can communicate with you.


Initial set up should be done from a PC

Name of team should follow the format: MFC U? Team ID
e.g. MFC U8/5A

The CLUB uses TeamLinkt for quick and brief messages to Team Managers e.g. MFC Park Closed, your team is on Volunteer Duty, etc.

A TEAM MANAGER and the Team uses TeamLinkt to communicate on team matters e.g. players confirm game day attendance, confirming game location, relaying wet weather messages, listing

3.4 TeamLinkt

- ▶ Set up your account and sign in (its free)
- ▶ Click on 
- ▶ Select add new team and fill in the details

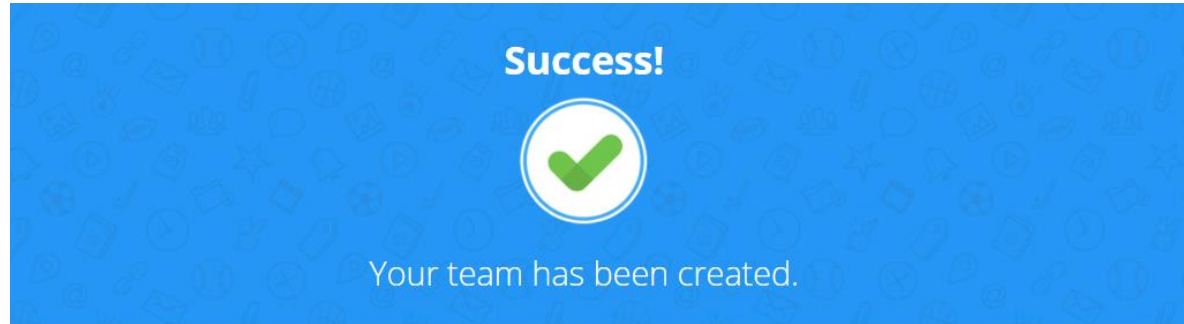
Tip:
Setting up your team in TeamLinkt is easier to do on a larger screen device (laptop or computer)

Maintaining or changing events in TeamLinkt are easily done from any size device e.g. mobile, tablet

CREATE TEAM - Teamlinkt Pro is free, forever, through our sponsors

| | |
|------------------|-----------------|
| Team Name* | MFC Under 10/5 |
| Sport* | Football |
| Team Type* | Youth |
| City | Marrickville |
| Country | Australia |
| State / Province | New South Wales |

- ▶ Click create
- ▶ Click Launch My Team



Now let's launch your team!

To get you going, we've added a sample event for you to check out.

We'll send a notification/email so you can see how team members are reminded during the season.

Launch My Team

- ▶ A sample event will be shown on the next page, press the delete button
- ▶ Click on Dashboard

▶ Select +Members

SHORTCUTS FOR MFC UNDER 10/5



+ Events



+ Members



Invite Family



+ Email



+ Photos

- ▶ Complete your team details. If the email for the player is the same as the parent, leave it blank.

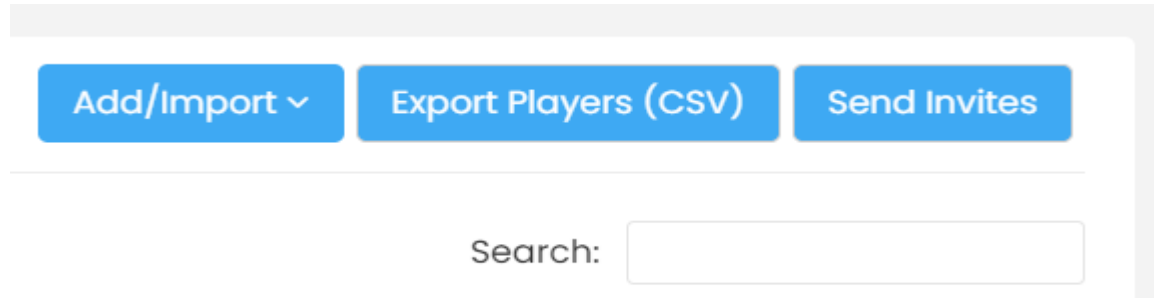
ADD MEMBERS ⓘ

| | | | |
|---|--|---|--|
| Player Name* | Player Email | Position | Team Admin |
| <input type="text" value="Player Name"/> | <input type="text" value="Player Email"/> | <input type="text" value="Position"/> | <input type="checkbox"/> |
| Contact 1 | Contact 2 | Contact 1 | Contact 2 |
| <input type="text" value="Contact Name"/> | <input type="text" value="Contact Email"/> | <input type="text" value="Contact Name"/> | <input type="text" value="Contact Email"/> |

Add Row

Add Cancel

- ▶ Once all information has been completed select ADD
- ▶ Click View My Team
- ▶ Click Send Invites



- ▶ You will receive a confirmation that invites have been sent
- ▶ To set up training and games click on Schedule
- ▶ Click Add/Import
- ▶ Select Add Events
- ▶ Click on Advanced. This will allow you to do set up all your training sessions
- ▶ Complete the details for Training and Games
- ▶ Do not forget to click SAVE

3.5 WET WEATHER: MACKAY & STEEL PARKS & TEMPE RESERVE

- ▶ Always presume your training/game is on until it has been confirmed otherwise
- ▶ MFC seeks to inform teams of MFC park closures as early as possible. Sometimes it doesn't happen until minutes before games are scheduled to start.
- ▶ Inner West Council (IWC) makes a decision on park closure every day by 3 p.m.
- ▶ If a MFC park is open Friday afternoon, the Club Committee may need to close the park on Saturday or Sunday, depending on the weather.
- ▶ MFC uses a **two-step communication approach**:
 - ▶ MFC posts Park wet weather closures on the MFC website, Instagram and Facebook
 - ▶ As a back up:
 1. A message will be sent from the Club to each Team Manager through the managers group in TeamLinkt
 2. Each Team Manager relays the message to each player's family
- ▶ <https://www.marrickvillefc.org.au>



@marrickvillefc



Marrickville FC

3.6 WET WEATHER: NON-MFC PARKS

- ▶ Always presume your game is on until it has been confirmed otherwise in Dribl
- ▶ For Games **NOT** being played at Mackey Park, Steel Park or Tempe Reserve (usually Away Games), the **ONLY** place to look is DRIBL
- ▶ Be prepared for your game to be moved to another field on the same day with very little notice.
- ▶ We do not have much scope to move washout games once they have been rescheduled.

3.7 VOLUNTEER ROSTER

- ▶ Every team will be rostered on for one shift either at Mackey Park, Steel Park or Tempe
- ▶ Volunteer roster tasks include canteen, field pack up, ground officiating, or other tasks required.
- ▶ If you don't turn up for volunteer roster, your next game will be forfeited
- ▶ Instructions and number of people required for each park will be on the [Club website](#)
- ▶ The volunteer roster [Game day volunteers roster - Marrickville Football Club \(marrickvillefc.org.au\)](#)
- ▶ Questions to: maria@marrickvillefc.org.au



3.8 First Aid

- ▶ If in an emergency, you need to call an Ambulance or Police.
- ▶ Giving the location of a park will always require cross streets, other information to provide as close to directions emergency services to arrive.
- ▶ All teams should carry with them a small first aid kit with Band-Aids, compression bandage, disposable ice pack

3.9 KEY DATES

- ▶ Season begins Friday 5th, Saturday 6th, Sunday 7th April 2024
- ▶ The non-premiership Presentation Round (Under 8- Under 12) is planned for the weekend of Saturday 17th / Sunday 18th August. This is your final game. The games for the last round will not appear until closer to the date.
- ▶ Under 6-18 Marrickville Presentation Day 7th September 2024 at Tempe Reserve

4.0 CONTACT INFORMATION

- ▶ Georgie Kokokiris - 0410 658 458

georgie@marrickvillefc.org.au

- ▶ Bill Drossos

bill@marrickvillefc.org.au

- ▶ Maria Bacriniotis

maria@marrickvillefc.org.au

- ▶ MPIO

mpio@marrickvillefc.org.au